

2020 Wave Data
Collection AND
COVID-19
Group Discussion
about **Challenges** and
Opportunities

HRS
AROUND THE
WORLD
MEETING

2020 NOVEMBER 13 & 20

Challenges and Opportunities

CHALLENGES

- How to do surveys in a difficult time when personal interaction is almost impossible

OPPORTUNITIES

- Big science before and after pandemic
- Samples concentrated in aged groups most affected
- Many countries (48) affected around the world where pandemic effects appears to vary
- Why?

2020 Wave Data Collection

HRS
AROUND THE
WORLD
MEETING

2020 NOVEMBER 13 & 20

Participating 18 Study Locations

2020 Wave Fielded

- USA (HRS)
- Brazil
- Continental Europe (SHARE)
- Ireland
- Malaysia
- South Korea

Study Ongoing but 2020 Wave Not Planned or Delayed(*)

- China
- Mexico
- *England
- *Northern Ireland
- *India
- *South Africa
- *Thailand

Study Not Currently Active

- Indonesia
- Japan

HRS Study Has Not Yet Started

- Egypt
- Lebanon
- Scotland
- Uruguay

Study Location	Cases Completed	Cases in progress	% of usual cases at latest released wave
USA (HRS)	10 CAPI 9,400 Telephone 2,000 Internet	4,000 Telephone	90.6%
Brazil	9,177 CAPI (~70% from 1 st wave plus replacement of sample)	500 Telephone (ongoing)	102.8%
Continental Europe (SHARE)	53,000 CAPI	n/a	69.3%
Ireland	100 interviews	4,900 Telephone and Mail-Out	95.7%
Malaysia	338 CAPI 23 Telephone 27 Not Interviewed	53 CAPI 72 Telephone	9.14%
South Korea	4,461 CAPI	2,509 CAPI	77.8%

2020 Wave Fielded

Changes to 2020 Data Collection Methodology

1. USA (HRS)
2. Brazil
3. Continental Europe (SHARE)
4. Ireland
5. Malaysia

USA (HRS)

Web and Phone only;
No in-person interviews (blood
draws on hold; no physical
measures)

Brazil

In-person interviews paused in
March 2020

Continental Europe (SHARE)

Stopped whole survey mid-March
2020; Added 2 extra CATI surveys
in between waves 8 (2019/20)
and 9 (planned for 2021/22)

Ireland

CAPI and mail-outs halted mid-
March; switched to CATI Dec 2020;
Health assessments (e.g., blood
samples) not started; extensive
cognitive tests not transferable to
CATI; plans for 2021 not confirmed

Malaysia

No physical assessments or in-
person interviews if COVID is active
in the area; phone call attempts
permitted

Discussion



What are effective modes?



What new content to be added?

COVID-19 Data Collection

HRS
AROUND THE
WORLD
MEETING

2020 NOVEMBER 13 & 20

COVID-19

Survey:

Fielded in 2020

1. USA (HRS)
2. Brazil
3. Continental Europe (SHARE)
4. Ireland
5. Malaysia
6. China
7. England
8. South Africa

Study Location	# of waves completed [anticipated]	2020 Collection Period	Est. Sample Size (avg/wave)	Est. Response Rate
USA (HRS)	1 [1] (Total = 2)	now	15,000	TBD
Brazil	3 [0] (Total = 3)	May – Oct	6,000	70%
Continental Europe (SHARE)	1 [1] (Total = 2)	Jun – Aug	60,000	70-88%
Ireland	1 [0] (Total = 1)	Jun – Sep	4,000	80%
Malaysia	1 [0] (Total = 1)	Oct –	5,500	84.1%
China	1 [0] (Total = 1)	Jul – Sep	19,376	84%
England	1 [1] (Total = 2)	Jun – Jul	8,270	75%
South Africa	1 module; 8 [4] subsamples (Total = 12 subsamples)	May – Dec	3,800 (750 for subsamples)	81% (63-87% subsamples)

COVID-19 Survey: *Plan to field in the future*

1. India
2. Mexico
3. Thailand
4. Japan
5. Egypt
6. Lebanon
7. Scotland

Study Location	# of waves planned	Est. Timing	Est. Sample Size	Est. Response Rate
India	2	Jun - Dec 2021	72,000	?
Mexico	2	Apr 2021 (HCAP)	3,500	60 – 75%
		Nov 2021 (MHAS)	15,000	
Thailand	1	May 2021 – Apr 2022	3,800	?
Japan	1	2021	2,000 – 2,500	?
Egypt	2	Dec 2020	1,000	50%
Scotland	1	Feb – May 2021	7,000	n/a

No plans to field:

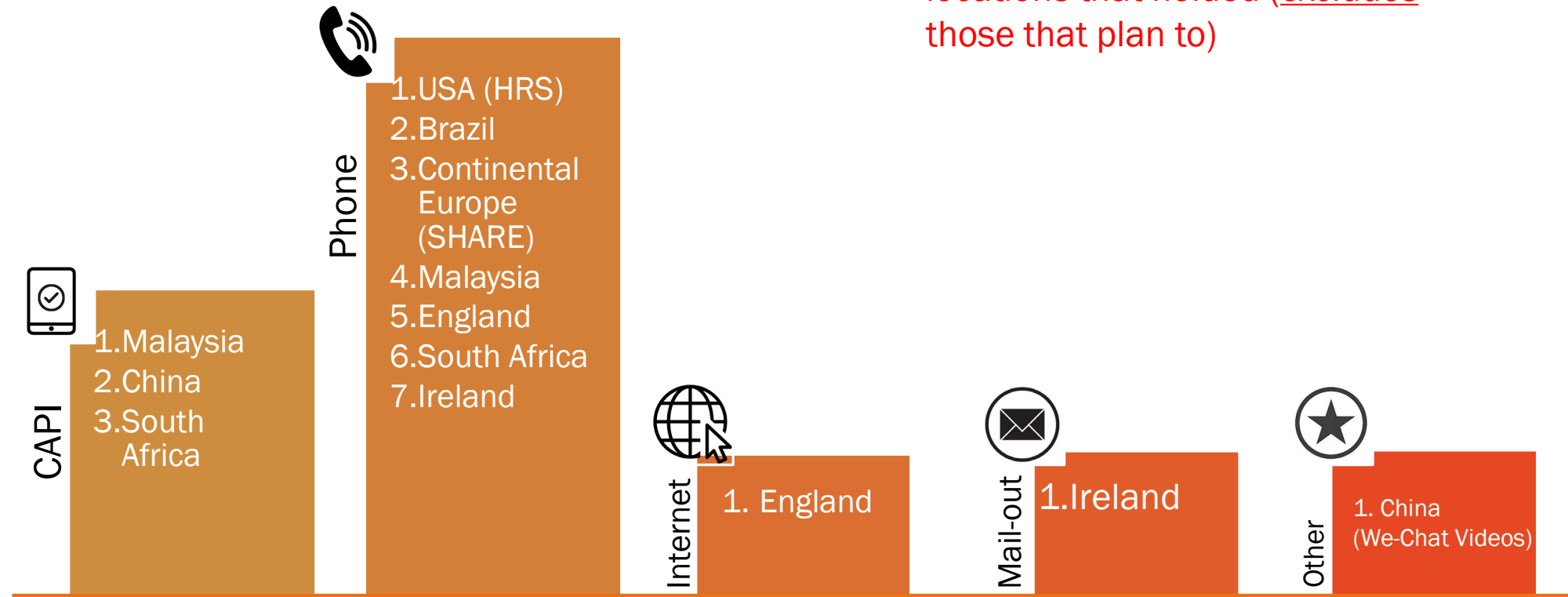
Indonesia
Northern Ireland
South Korea

COVID-19 Surveys Discussion Points

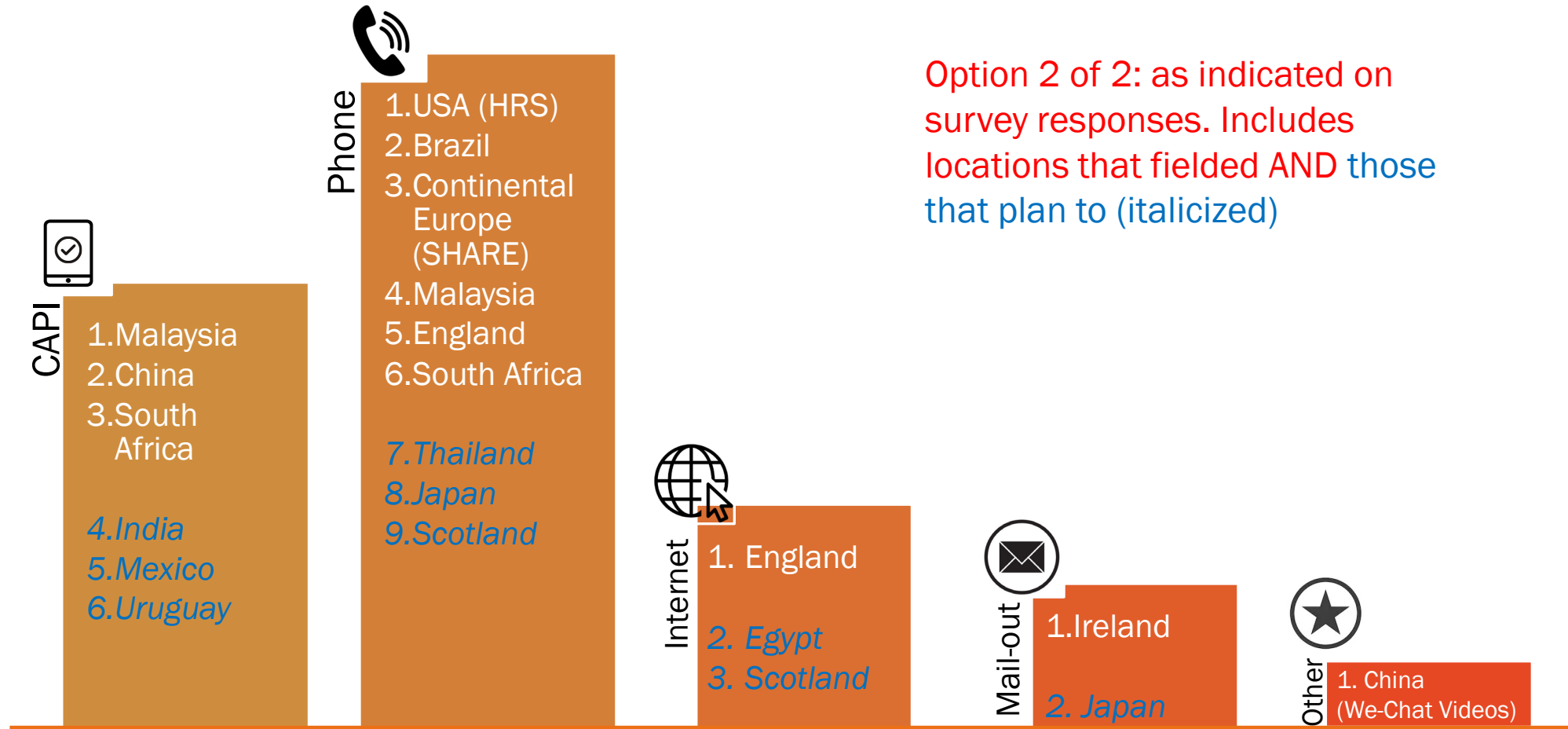
JIM SMITH'S ISSUE:

NEED MORE COVID-19 WAVES IN EACH STUDY

COVID-19 Survey Modes by Study Location

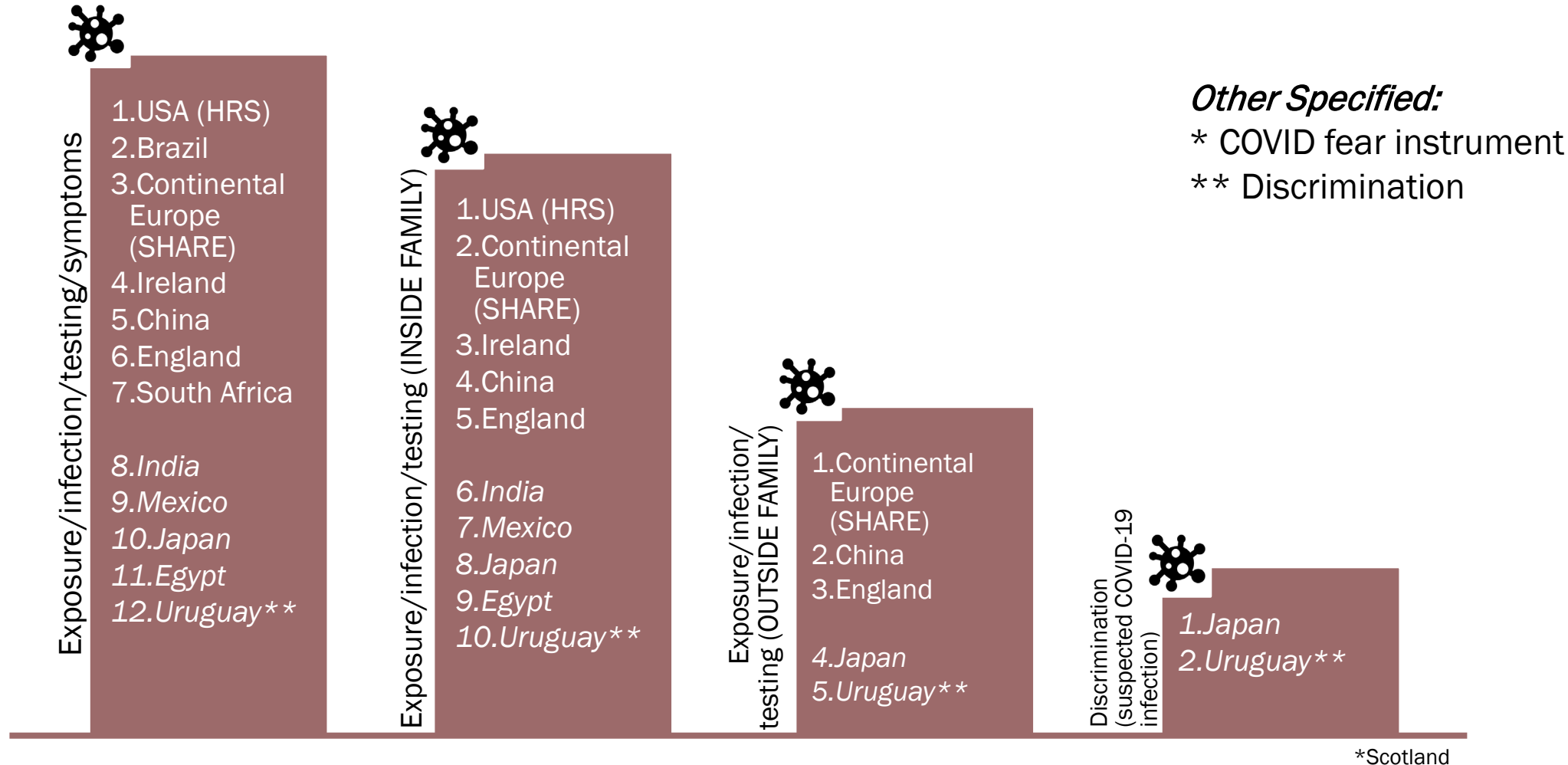


COVID-19 Survey Modes by Study Location



Option 2 of 2: as indicated on survey responses. Includes locations that fielded AND those that plan to (italicized)

COVID-19 Survey Content by Study Location: COVID-19 Indicators



COVID-19 INDICATORS:

*Sample Questions**

- Have you been tested for coronavirus (Covid-19)?
- What was the result of your coronavirus (Covid-19) test?
- Have you had to stay in hospital for treatment due to coronavirus (Covid-19)?
- Has anyone in your household tested positive for coronavirus (Covid-19)?
- Has anyone in your household had to stay in hospital for treatment due to coronavirus (Covid-19)?
- Has anyone close to you outside your household tested positive for coronavirus (Covid-19), for example a relative or a friend?
- Tragically, many people have already lost loved ones due to coronavirus (Covid-19). Has anyone close to you, such as a friend or family member, died with coronavirus?
- Has anyone in your household died with coronavirus (Covid-19)?

COVID-19 Survey Content by Study Location: **Economic Indicators**

Other Specified:

* Consumption and savings behavior



Financial circumstances

1. USA (HRS)
2. Continental Europe (SHARE)
3. Ireland
4. Malaysia
5. China
6. England
7. South Africa

8. *India*
9. *Mexico*
10. *Thailand*
11. *Scotland**
12. *Uruguay*



Employment and work

1. USA (HRS)
2. Brazil
3. Continental Europe (SHARE)
4. Ireland
5. Malaysia
6. China
7. England
8. South Africa

9. *India*
10. *Thailand*
11. *Japan*
12. *Scotland**
13. *Uruguay*

ECONOMIC INDICATORS:

*Sample Questions**


- How worried, if at all, are you about the following?
 - Your future financial situation
 - Not having enough food during the coronavirus outbreak
 - Not having other essential items during the coronavirus outbreak "
- And how worried, if at all, are you about your job security?

COVID-19 Survey Content by Study Location: **Social/Behavioral Indicators**

Other Specified:

* News consumption

** Use of technology




SOCIAL/ BEHAVIORAL INDICATORS:

*Sample
Questions**

- Just before the coronavirus outbreak began in February, did you look after anyone once a week or more? This could be your partner or other people in your household or someone in another household?
- Did the person (or people) you cared for before the coronavirus outbreak live with you or in another household?
- Has the amount of care you provide for this person/people **in your household** changed since the coronavirus outbreak?”
- Has the amount of care you provide for people **outside your household** changed since the coronavirus outbreak?
- Do you provide help for someone outside of your household who you hadn't previously, due to the coronavirus outbreak?

COVID-19 Survey Content by Study Location: Health Indicators



Other Specified:

- * Health services use/engagement
- ** Medications use
- *** Death of R or close family member

*Brazil

HEALTH INDICATORS:

*Sample Questions**

- Over **the last two weeks**, how often have you been bothered by any of the following problems?
 - Feeling nervous, anxious or on edge
 - Not being able to stop or control worrying
 - Worrying too much about different things
 - Trouble relaxing
 - Being so restless that it is hard to sit still
 - Becoming easily annoyed or irritable
 - Feeling afraid as if something awful might happen
- Since the coronavirus outbreak, have you had a hospital operation or treatment cancelled?
- Since the coronavirus outbreak, have you wanted to see or talk to a GP?
- Have you been able to see or talk to a GP?
- Since the coronavirus outbreak, have you been able to get access to your regular medications?
- Since the coronavirus outbreak, have you been able to access the community health and social care services and support you need, for instance a dentist, podiatrist, nurse, counselling or personal care?

Accelerometer Data

HRS
AROUND THE
WORLD
MEETING

2020 NOVEMBER 13 & 20

Use of accelerometer data

Currently Collecting

Continental Europe (SHARE)

Ireland

Plans to Collect

China

England

Northern Ireland