



北京大学国家发展研究院
National School of Development



CHARLS Special Survey 2020

Yaohui Zhao

On behalf of the CHARLS team

Peking University

November 2020

Work in progress: please do not cite or distribute.

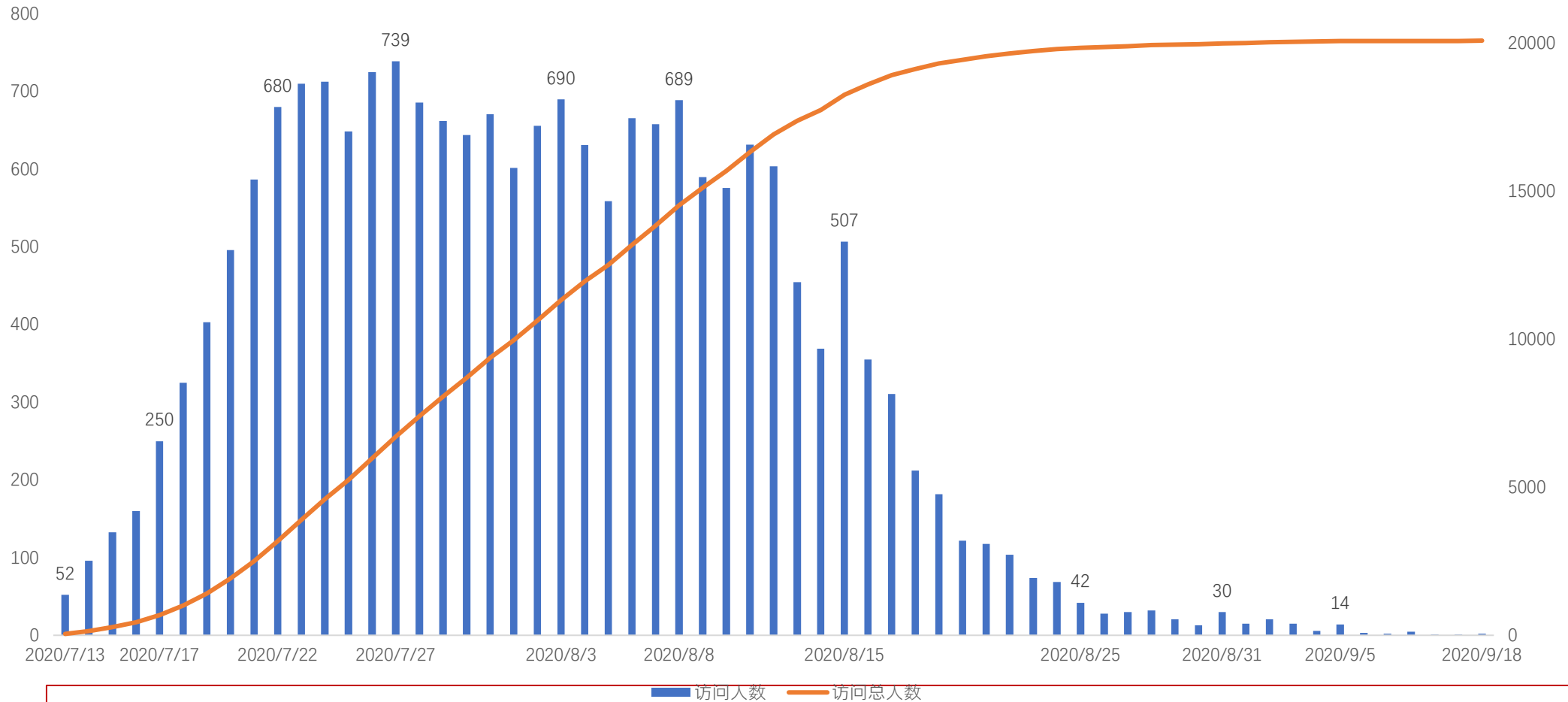
Aims of CHARLS special survey

- Measure Covid-19 exposure
 - Infections/deaths
 - Community lockdown experience
 - Individual quarantine experience
- Measure economic losses to CHARLS respondents and their children
- Study the impact of Covid-19

Design – a lighter version of CHARLS

- Cover screen
- Demographics
- Covid-19
- Family
- Health, functioning and health care
- Work and retirement
- Income and expenditure
- Exit
- Interviewer observations

Interviews took place in July and August



Average length of interview is 100 minutes for a single person household and 150 minutes for a 2-person household.

Interviewers

- Students whose hometowns are in sample county/city
- Virtual training: online lessons; homework; online quizzes/exams; small group script practice; online mock interviews; etc.
- 2-3 day rehearsals in sample regions monitored by supervisors right before the actual fieldwork
- Real-time quality monitoring and coding of open-ended questions
- Mostly face-to-face; in circumstances where face-to-face interview was not possible, video interviews were granted (212/18961)



Source of information about covid-19

Multiple choice	Col %	N
1.TV news	64.68	10,225
2.newspapers	3.31	523
3.online media such as cellphone news or Wechat	31.12	4,919
4.radio broadcasting	4.19	663
5.relatives, friends, colleagues, community members	51.76	8,182
6.medical staff	4.99	789
7.loudspeakers broadcasting	24.54	3,880
8.posters	9.94	1,572
9.others	3.24	512
10.no channels	2.88	456

Knowledge about avoiding infection

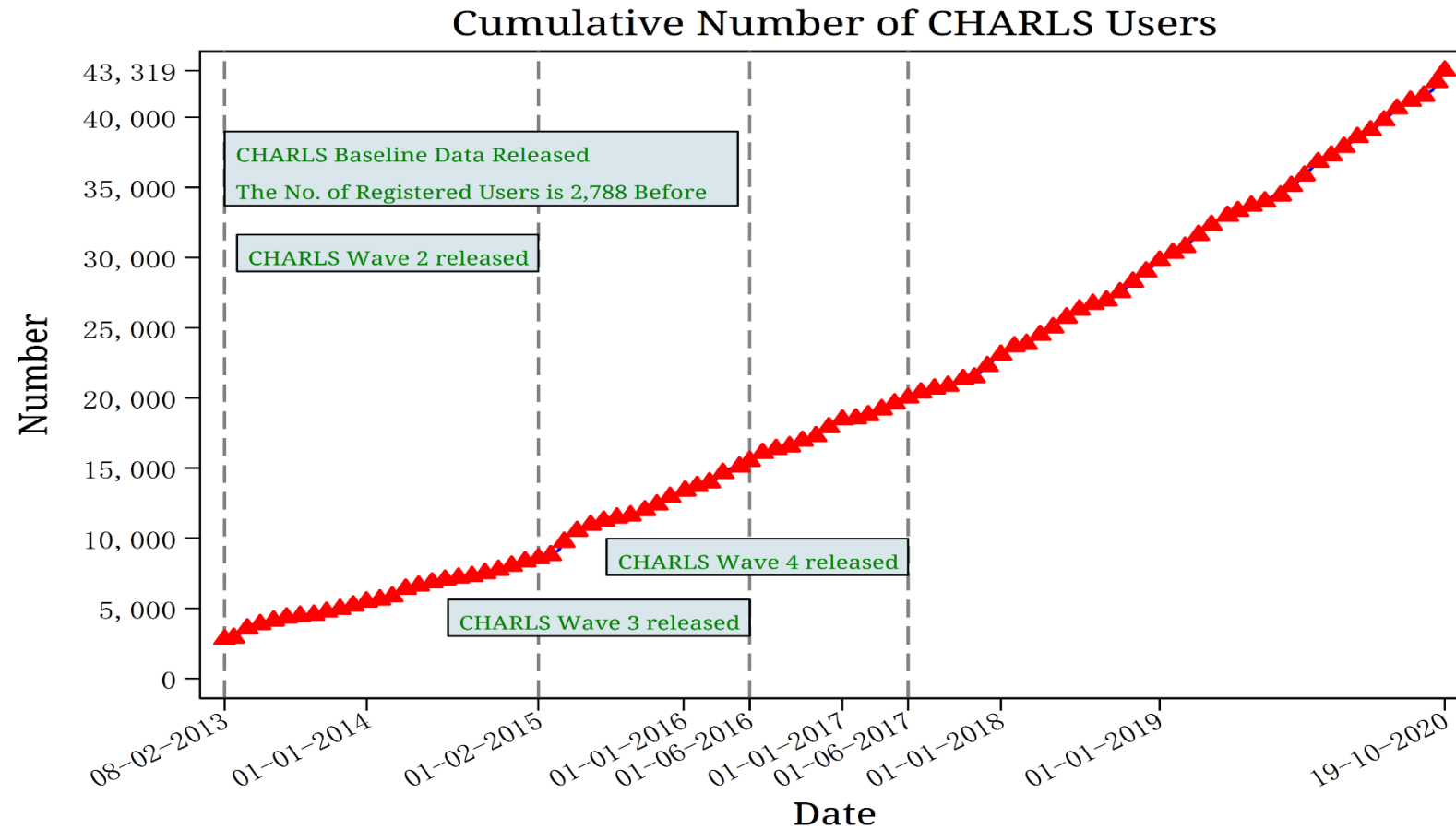
Table-a1: Know the ways to avoid COVID-19 (Yes/No)		
Multiple choice	Col %	N
1.wash hands	82.57	13,463
2.use alcohol or disinfectant	76.11	12,192
3.aviod shaking hands	71.48	11,433
4.wear masks or gloves	91.55	15,199
5.avoid travelling	78.33	12,704
6.avoid mass gathering	85.56	14,063
7.keep a distance when talking face to face	79.93	13,004
8.others	17.83	2,671
9.haven't heard of COVID-19 or don't know any measures to avoid	2.52	616

Behavior

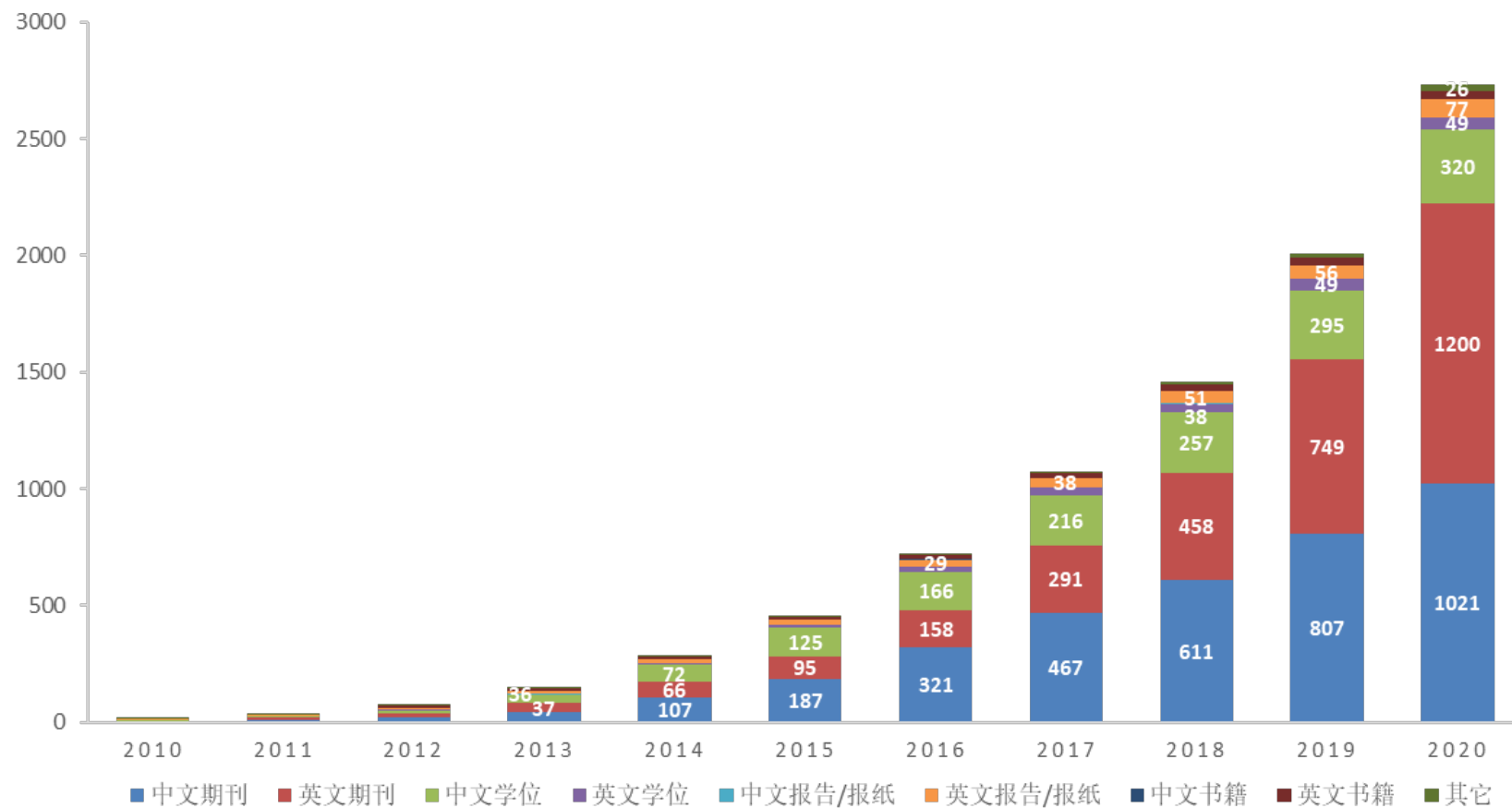
Table-a3.1: Wear masks or not when going out during the time of COVID-19

	Col %	N		
1.everytime	73.36	12,493		
2.sometimes	13.46	2,292		
3.never	5.20	886		
4.never go out during the time of COVID-19	7.98	1,359		
Total	100.00	17,030		

CHARLS users: Oct. 9, 2020: 43,319



CHARLS数据文献发表数统计 2010-2020



CHARLS publications: English articles > 1,000

Plans for 2021

- 5th wave
- Physical measurements
- Blood sample collection and analysis
- Dementia (subset)
- Accelerometer